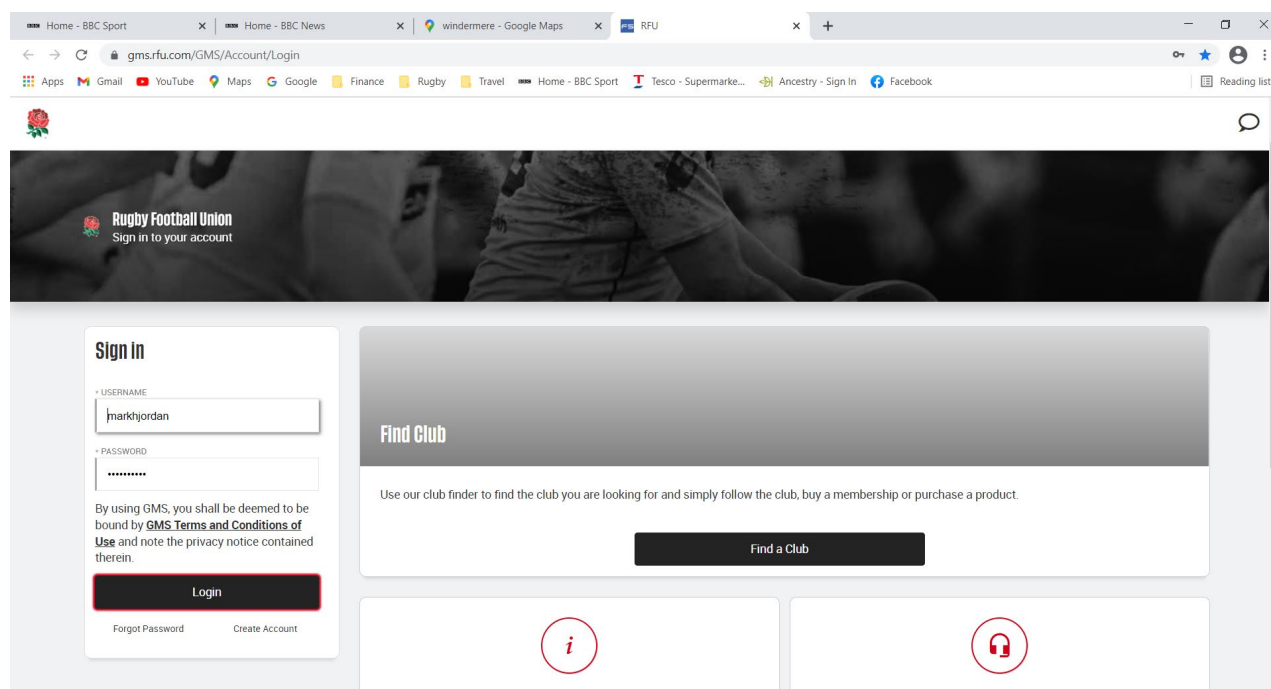


Cheshire RFU Membership

GMS sign up & pay

1. Sign-in to GMS.

It can be found here <https://gms.rfu.com/GMS/Account/Login>.



2. For those already with GMS accounts

- Sign-in using your username and password.
- If forgotten your password, click 'Forgotten password'. You will be sent an email with instructions to reset your password.
- If you have forgotten your username, open up a previous email you have received from '**Cheshire RFU**'. If you can't remember receiving one, check your spam folder, and reset your filter so they don't go to spam/junk in the future.
- In that email, your username is in the bottom information bar – see attachment. You can use the red GMS link to go to GMS and reset your password.

[View In Browser](#) | [Unsubscribe](#) | [RFU Privacy Policy](#)

Your username is **markhjordan**, please go to [GMS](#) to login to your account or to reset your password. GMS is the Rugby Football Union and RFU Clubs Game Management System, used to help administer the game nationally.

Sent from GMS | [England Rugby](#)

©2018 GMS ON BEHALF OF THE RUGBY FOOTBALL UNION, ALL RIGHTS RESERVED

Rugby Football Union. The RFU Rose and the words 'England Rugby' are official registered trade marks of the Rugby Football Union.

- If you can't find a previous email, and don't know your username, let Tom Sloan (tstsloan@outlook.com)– Membership Secretary or Mark Jordan (markhjordan@hotmail.com)- Treasurer know. They can send you another email from the system.

3. For those without a GMS account.

- Go to the sign in page as above, Select '**create account**'.
- There are certain mandatory fields when creating your account. You will also be asked to set up your password, complete privacy notice and tick Ts&Cs.
- You will receive an email verification which you should accept. This takes you back to the account you have just set up. If you don't receive the email, check your spam/junk folder.
- Your account is now set up.

4. Joining Cheshire RFU once you have set up your account.

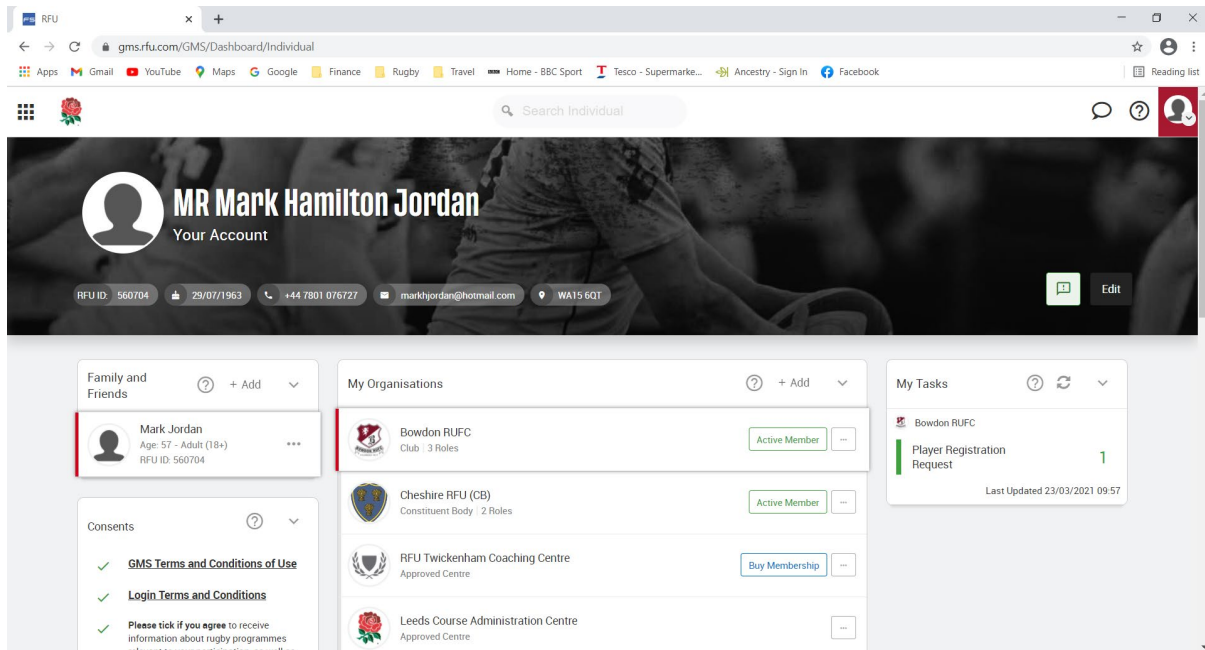
- NEW ACCOUNT - Once you have set up your account, you can immediately add a club under '**My Organisations**'. Type 'Cheshire' into the search box under '**Name**', making sure you ensure the '**Type**' box has 'constituent body' showing, and Cheshire RFU(CB) will appear, select this.
- You will then see the '**Buy Membership**' option. You will see the membership options. Select the one that is appropriate to you, add to basket, and follow the instructions to payment – setting up your direct debit.
- Your member ship will be marked as '**Awaiting Approval**'.

5. Already have a Cheshire RFU GMS account – Pay your membership.

- After signing into your account select '**buy memberships**' – Select the one that is appropriate to you, add to basket, and follow the instructions to payment – setting up your direct debit.
- Your member ship will be marked as '**Awaiting Approval**'.

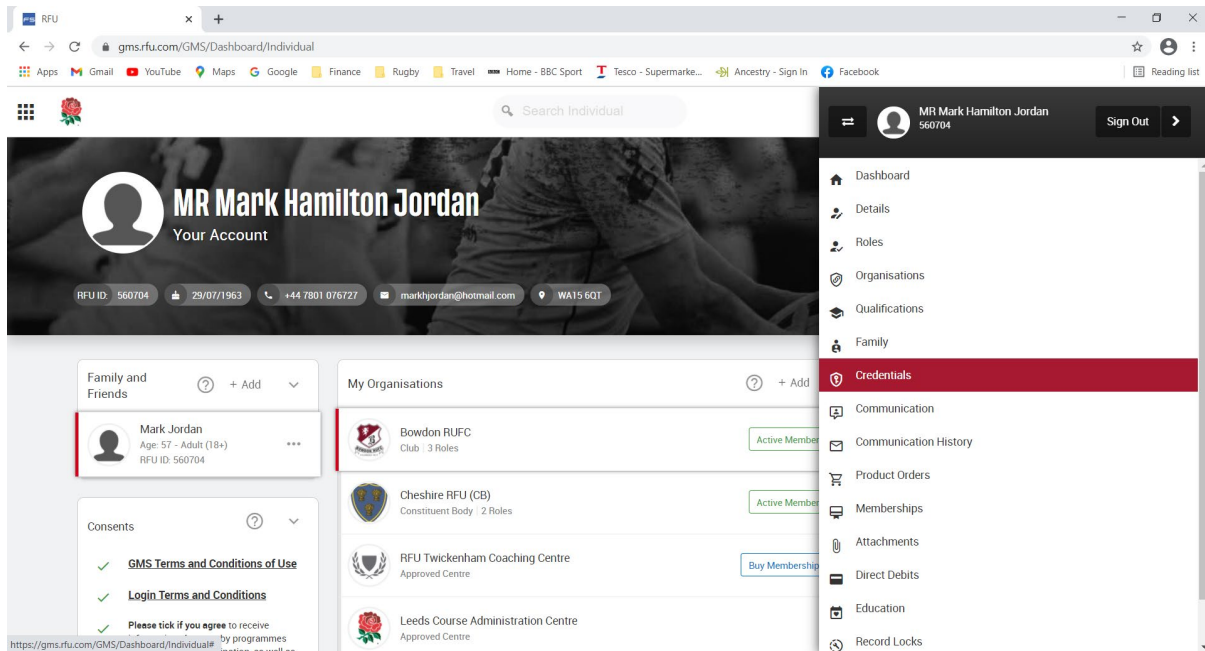
6. Want to change your username?

- Log in and click on the icon in the top right-hand corner – in red on the attached.



The screenshot shows the RFU individual dashboard for Mark Jordan. The header includes the user's name, age (57), and RFU ID (560704). Below the header, there are three main sections: 'Family and Friends', 'My Organisations', and 'My Tasks'. The 'My Organisations' section lists Bowdon RUFC, Cheshire RFU (CB), RFU Twickenham Coaching Centre, and Leeds Course Administration Centre. The 'My Tasks' section shows a 'Player Registration Request' for Bowdon RUFC, last updated on 23/03/2021. There is an 'Edit' button in the top right corner of the dashboard area.

This creates the drop down menu – click on 'Credentials'



The screenshot shows the same RFU individual dashboard as above, but with the account menu open in the top right corner. The menu is titled 'MR Mark Hamilton Jordan 560704' and includes a 'Sign Out' button. The menu items are: Dashboard, Details, Roles, Organisations, Qualifications, Family, Credentials (highlighted in red), Communication, Communication History, Product Orders, Memberships, Attachments, Direct Debits, Education, and Record Logs.

This screen is then shown. Go down to 'Account' and click on the 'edit' icon – in red on the attached. This will let you change your username – try using your email address!!!! And don't forget to save.

RFU x +

gms.rfu.com/GMS/Dashboard/Individual#

Apps Gmail YouTube Maps Google Finance Rugby Travel Home - BBC Sport Tesco - Supermarke... Ancestry - Sign In Facebook

Search Individual

MR Mark Hamilton Jordan
Credentials

Back

Password

PASSWORD

Pin

PIN

Account

USERNAME: markhjordan

LAST LOGIN: 23/03/2021 09:39

Password Rules

- Passwords must be at least 8 characters long.
- Passwords must contain an upper case character.
- Passwords must contain a lower case character.
- Passwords must contain a special character.
- Passwords must contain a number.

Pin Rules

- Pin must be at least 4 characters long.

OneDrive

Screenshot saved

The screenshot was added to your OneDrive.